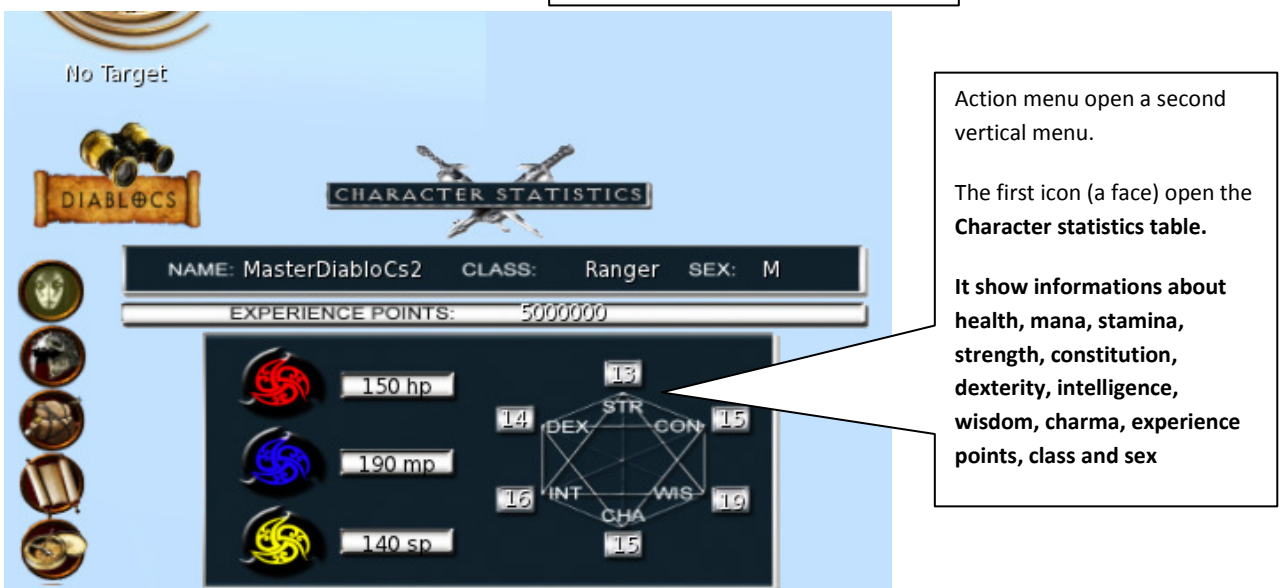
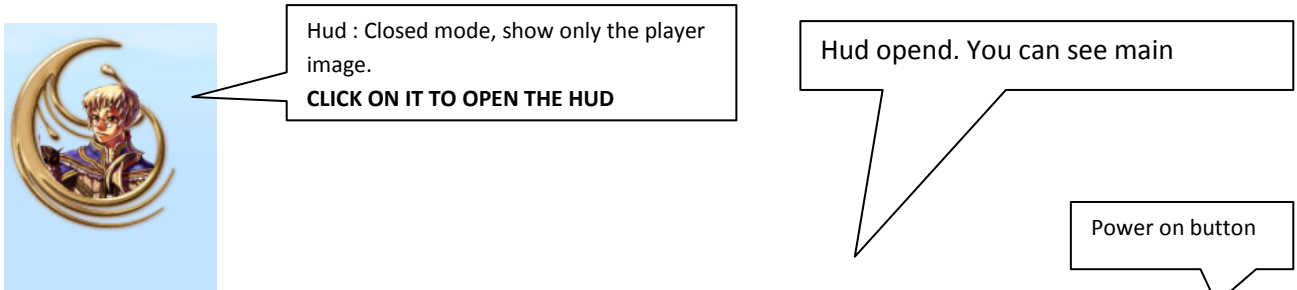


DiabloCs 2

Here you see a simple Hud Description



Target button: click it to select your Target player (or creature) to attack

Second icon (helmet) open **Equipment table**.

Show data about all equipment your player wear: armor and weapons. All items influence your character . Objects can be bought in Diablocs2 Store with L\$ or Diablocs2 Gold Coins.

1	2	3	4	5	6	7	8	9	10	11	12	13	14	15	16	17	18
Cap+3	Should+3	Arms+1	Dress+3	Coat+3	Belt+3	Ring+1	Legs+3	Amul+3	Trophy+3	Boots+3	Shield+5						

1	2	3	4	5	6	7	8	9	10	11	12	13	14	15	16	17	18
Helmet	Cap	Armor	Shoulders	Arms	Dress	Coat	Belt	Ring	Legs	Legs	Amulet	Trophy	Boots	Bow	Shield	Sword	Staff

OFFENCE	FIGHT	DEFENCE
28		34

OFFENCE	DISTANCE	DEFENCE
26		27

OFFENCE	MAGIC	DEFENCE
31		27

Third icon (bag) open the **inventory** menu which contain:
 three kind of potions (health, mana and stamina), Gold coins and four resources (woods, stone, viis, autril). Golds coins and resources can be exchanged between players



Fourth icon (scroll) open a scroll that show the brief of your active mission quest.

See available mission quest active on your Diablocs land.

Ask to your game master

The last icon show current map of your land . The game master can personalize this map



Player wear also another item called "Sphera". It is an extension of the hud. Other player can touch it to select the target. This item also contain necessary particle for attack effects.

```

[14:31] DiabloCs2 HUD v7.0 (build 0.34): -= CALL HARD RESET =-
[14:31] DiabloCs2 HUD v7.0 (build 0.34): Forcing
[14:31] DiabloCs2 HUD:

-= The latest version is 7.00 =-

Continue loading..
[14:31] DiabloCs2 HUD v7.0 (build 0.34): -= COM
[14:31] DiabloCs2 HUD v7.0 (build 0.34): Check S
[14:31] DiabloCs2 HUD:
__| MasterDiabloCs2 |
HEALTH POINTS(150) = CONSTITUTION(15) x10
MANA POINTS(190) = WISDOM(19) x10
STAMINA POINTS(140) = STRENGTH(13) + DEXTERITY(14) + CONSTITUTION(15) Div3 x10

[14:31] DiabloCs2 HUD v7.0 (build 0.34): -= LOG ATTACK ON (SHORT)=-
[14:31] DiabloCs2 HUD v7.0 (build 0.34): [9:31 PM] MasterDiabloCs2, No Buffs stored
[14:31] DiabloCs2 HUD v7.0 (build 0.34): -= COMBAT METER ON =-
[14:31] DiabloCs2 HUD:

__| SUMMARY : MasterDiabloCs2 |
▶ Land: Land Of Diablo
▶ You are HUMAN Race and RANGER Class.
▶ Your Level: 1
▶ Point(s): 5000000
▶ Health data [ hp(150) mp(190) sp(140) ]

Player is ALIVE
Player Meter : ON

[14:31] DiabloCs2 HUD v7.0 (build 0.34): 'Camping Mode' disabled in this Land

```

Last version of combat meter

Summary of the combat player :
health, mana, stamina. Values
calculated according to the player
character parameters

Other important informations: Land
name, race, class, current level,
points, health, mana and stamina

It's indicate that player i salive and Combat meter is
ON (Ready to operate). If you see **OFF** , try reset your
combat meter (/9 reset) or re-wear it

When you reset your combat meter, you can see this kind of informations. You can see also status loading informations on the hovertext (floating text) of Sphera, the item your player is wearing

STEP FOLLOW THE FIRST TIME YOU USE COMBAT METER

First time you wear combat meter (CS), you need to make **TWO REGISTRATIONS:**

- (1) **NEW USER ACCOUNT**
- (2) **NEW PLAYER for land you are**

With an USER account you can see all statistics of your player registred in all land where CS is configured. You can take only ONE USER ACCOUNT (one for avatar): it will be ask to register only first time VIA WEB.

You can take MANY PLAYER ACCOUNTS linked to your main user account: it will be ask to register first time and each time you go in a new DiabloCS land, VIA WEB.

Each time you complete a registration, CS must be restarted to continue the other steps (/9reset).

1) Wear combat meter (CS): wait initialization

2) First time CS ask you to register new user account and show you a pop-up message go click:

it redirect you to CS website to continue your registration.

Please be patient. Register NEW USER 'Jaxxx Waxxxx' at the link you will see in the popup dialog-box

3) After register user from website, search in you email the ACTIVATION CODE: a link to click to activate your account.

* If you do not found any email, try another registration : wear combat meter or write '/9 reset'

* If you not receive the email confirmation check if you have spam filter active or try another email

After activation, you will see this message :

Your account is now activated! Click here to access

4) Close your browser and return to Second Life. Reset combat meter : '/9 reset'

5) CS restart initialization..

Now CS ask you to create a PLAYER for land you are. With you new account you can define one or more player: one for each land where combat meter is configured.

A New pop-up message to click redirect you to CS website to continue player registration.

Please be patient. Register player for land 'Land Of Diablo' at the link you will see in the popup dialog-box

6) After register player from website, return to Second Life and reset your combat meter : '/9 reset'

It is the last reset : meter load your configuration and you are ready to play

HOW MAKE YOUR FIRST ATTACK

First step: select a target to attack.

You Can select it through built in radar or by selecting creature or player directly.

Click the **Radar**



Choice your target from the list (may be other players that wear combat meter or creatures)

Or alternatively click directly the creature or the DiabloCs tag over the player.



When the target is show near the radar icon you can click one of three attack button to start fight:



attack with your sword ,



attack with your bow,



attack with your magic staff

Remember sure you wear all three kind of weapons. It is not essential wear weapons, but without it player is not good to see..




use this button to stop your attack.



opponent player can use this button to try run away from you and break your attack.

HOW TO CAST SPELL

During a fight , you can cast a spell by clicking one of five spell buttons you found in the hud:



Sure you, select a target before cast a spell.

Some spells inflict damage to other player, other influence your character.



Use this button to identify all your spells.

DICE



In your hud you can found also button dice. Different kind of dices for each event. You can make single throwing or make a challenge dice with another Diablocs Player

INTERACT WITH DIABLOCS ITEMS

In Diablocs world you can find many items to interact.

Diablocs Vendor Powerup, where you can buy many kind of bonus for you: piece of equipment, cloth, weapons, potions, health, mana, stamina. Simply touch it and follow the instructions in the menu.

Diablocs Creatures that attack you . Simply touch a creature to target it and start an attack .

Diablocs Quests. Many quest to solve alone or in group! Search a NPG (Non player Gamer) and touch it to start a quest, search clues and solve mystery

SEE STATISTICS IN WEBSITE

See informations about you in the website : open browser at <http://www.diablocs.eu/diablocs2> and digit your username and password. Browse website, select one of your player from the list and see "characteristics" and "statistics" from the menu.

**For any information about configuration
of Diablocs in your land ask to**

DiabloCs Staff

Elijah Tenk

<http://www.diablocs.eu>

<http://www.diablocs.eu/diablocs2>